




Farr 30/30[®]

High-Capacity MERV 8 Pleated Panel Filter



The Camfil Farr 30/30 has set the industry standard for pleated panel filters since 1963. With over 45 design enhancements, it continues to provide the industry's best value for medium efficiency filtration.

Setting the standard by which other pleated filters are judged, modern media manufacturing techniques and proprietary technological advancements ensure that the 30/30 is:

- Guaranteed to perform at the rated efficiency, or better, throughout the life of the filter.
- Guaranteed to last longer than any other pleated panel filter available.



Performing at MERV 8, using a mechanical particle capture principle, the 30/30 will not drop in efficiency while in service as will other pleated panel filters that incorporate an electret charge to obtain a MERV 8 value.

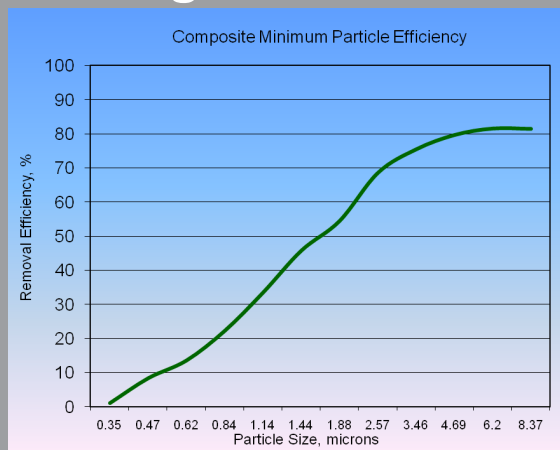
Its radial pleat design provides the longest life and lowest average pressure drop reducing the number of filter changes so your facility will use less fan power to move air through the filter.

The high wet-strength beverage frame and welded wire media backing provide structural integrity in any type of HVAC application virtually eliminating the additional costs associated with filter bypass or filter failure.

Available in 1", 2" or 4" deep configurations, the 30/30 is ideal for commercial, industrial, institutional or any other application where the ultimate level of protection of equipment and indoor air quality is a concern.

The 30/30 has an Energy Cost Index (ECI) of five stars, the highest performance rating available.

The best performing pleated panel filter — guaranteed!



Composite minimum efficiency values of the 30/30 when evaluated per ASHRAE Standard 52.2-2007. The 30/30 has a MERV of 8 and MERV-A of 8 when tested per appendix J.

¹ A 5-Star rating indicates that this filter performs in the top 20% of all products of similar construction in the HVAC industry. Factors of consideration include maintained efficiency, energy usage and resistance to air flow. Detailed evaluation information is available from your Camfil sales outlet or on the web at www.camfilfarr.com.

Camfil Farr 30/30®

Exclusive MERV 8 Performance from Camfil Media




The highest media weight, more than any other pleated panel filter, and uniform lofting for high dust holding capacity, ensure that the 30/30 will last longer in any HVAC application.


The 30/30 media is manufactured from a proprietary blend of fibers that incorporate a mechanical principle of particle capture. The filter does not require an electret charge which would dissipate and reduce filter's efficiency after minimal hours of operation in a system. The media is lofted to a uniform depth to enhance the depth-loading characteristic and ensure the longest life of any pleated filter available. The high-loft also offers a lower resistance to airflow so fan horsepower required to move air through the filter is minimized. Camfil evaluates the quality of all incoming raw materials to maintain product integrity as part of a rigorous quality control program.

Welded Wire Grid Maintains Radial Pleat Design

The media is formed into a radial pleat for uniform dust loading and full use of the media area. V-style pleats blind while loading preventing full utilization of the media area and increasing the filters pressure drop resulting in increased energy usage. A welded wire grid, spot welded on one-inch centers maintains each radial pleat and maintains media stability through varying airflows.



Rounded radial pleats, instead of v-shape pleats, allow full usage of media area.



High Wet-Strength Beverage Board Frame

The high wet-strength beverage board frame, the thickest board in the industry, creates a stable and non-yielding media pack. Filter bypass is virtually eliminated because the filter fits securely in the filter holding mechanism. The media is bonded to the frame ensuring that all of the air seen by the filter will be treated by the filter. Diagonal support members are bonded to each pleat to maintain pleat spacing and add stability to the pack through bridge-style engineering. The 30/30 is guaranteed to 2.0" w.g. of pressure filter without failure. Costly filter blowouts and compromising of HVAC system cleanliness is eliminated.

Diagonal support members, glued to each pleat at its apex, helps maintain pleat stability and filter rigidity.

camfil FARR 30/30® MERV 8 (8-A)



C03317AW

Classified by Underwriters Laboratories as UL 900.
Minimum 40% of construction components from recycled materials.

24" x 24" x 2"
Actual Size 23-3/8" x 23-3/8" x 1-3/4"
Part No. 303030-XXXX
(866) 4-CAMFIL
www.camfil.com

camfil

ISO 9001:2008 Certified Quality Control

Every 30/30 filter is identified on the frame with a unique manufacturing code that allows us to analyze every component of construction from raw materials to the point where the product is boxed for shipping. Filters are inspected for structural integrity so they are capable of operating in the harshest HVAC system conditions. The adhesiveness of diagonal support members to pleat apexes is inspected so pleat spacing is uniform to provide longer filter life. Each media lot is laboratory tested to confirm consistent performance and individual filters are submitted from each manufacturing facility on a strict schedule for ASHRAE 52.2 testing in our world-class testing facility.

The standard of the industry, by Camfil.

Used in many systems as a prefilter, the 30/30 extends the life of final filters by capturing larger contaminant and thereby allowing the final filters to concentrate on removing smaller particles such as those that are respirable and can cause lung damage. The 30/30 is also an excellent choice when applied as the only filter in a system to keep coils clean and maintain efficiency, and protect building occupants from contaminants of annoyance such as pollen, plant spores, atmospheric dusts and other indoor air irritants.



Unprecedented Industry Guarantee

If our filters don't outlast and outperform your current filters, we'll replace them, FREE. For guarantee details and a distributor list, visit www.camfil.com.

PERFORMANCE DATA

2" Deep Filter (actual filter depth 1.75")

Part Number	Nominal Depth (inches)	Nominal Size (inches)	Actual Size (inches)			Initial Resistance (inches w.g.)	Airflow Capacity (cfm)	Total Media Area (sq. ft.)	Pleats per Linear Foot
			Depth	Height	Width				
049880-019	2	16 x 16	1.75	15.50	15.50	0.31	890	7.8	15 pleats per linear foot
049880-008		20 x 10		19.50	9.50		700	6.0	
049880-009		20 x 14		19.50	13.50		975	8.3	
049880-007		20 x 12		19.50	11.88		835	7.4	
049880-011		20 x 15		19.50	14.50		1045	9.3	
049880-001		20 x 16		19.50	15.50		1100	9.9	
049880-013		20 x 18		19.50	17.50		1250	10.8	
049880-002		20 x 20		19.50	19.50		1390	11.9	
402271-007		20 x 30		19.50	29.50		2085	18.2	
049880-006		24 x 12		23.38	11.38		1000	8.4	
049880-015		24 x 18		23.50	17.50		1500	13.0	
049880-012		24 x 20		23.50	19.50		1670	14.3	
049880-005		24 x 24		23.38	23.38		2000	17.3	
049880-010		25 x 14		24.50	13.50		1220	10.4	
049880-020		25 x 15		24.50	14.50		1300	11.6	
049880-016		24 x 16		24.50	15.50		1335	11.8	
049880-004		25 x 16		24.50	15.50		1390	12.4	
049880-014		25 x 18		24.50	17.50		1565	13.5	
049880-003		25 x 20		24.50	19.50		1740	14.9	
049880-018		25 x 25		24.50	24.50		2170	19	

1" Deep Filter (actual filter depth 0.88")

Part Number	Nominal Depth (inches)	Nominal Size (inches)	Actual Size (inches)			Initial Resistance (inches w.g.)	Airflow Capacity (cfm)	Total Media Area (sq. ft.)	Pleats per Linear Foot
			Depth	Height	Width				
404207-003	1	10 x 10	0.88	9.50	9.50	0.23	240	1.6	16 pleats per linear foot
054862-025		12 x 12		11.50	11.50		350	2.5	
404207-005		16 x 12		15.50	11.50		470	3.3	
054862-012		16 x 16		15.50	15.50		620	4.3	
054862-009		20 x 7		19.50	6.50		340	2.4	
054862-016		20 x 10		19.50	9.50		490	3.3	
054862-019		20 x 12		19.50	11.50		580	4.1	
054862-006		20 x 14		19.50	13.50		680	4.6	
054862-008		20 x 15		19.50	14.50		730	5.1	
054862-001		20 x 16		19.50	15.50		780	5.4	
054862-020		20 x 18		19.50	17.50		880	6.1	
054862-002		20 x 20		19.50	19.50		970	6.6	
054862-021		22 x 22		21.50	21.50		1180	8.2	
054862-022		24 x 10		23.50	9.50		580	4.0	
054862-010		24 x 12		23.50	11.50		700	4.9	
404207-004		24 x 14		23.50	13.50		820	5.5	
054862-015		24 x 16		23.50	15.50		970	6.7	
054862-028		24 x 18		23.50	17.50		1050	7.3	
054862-011		24 x 20		23.50	19.50		1165	8.0	
054862-005		24 x 24		23.50	23.50		1400	9.8	
054862-023		25 x 10		24.50	9.50		610	4.1	
054862-024		25 x 12		24.50	11.50		730	5.2	
054862-007		25 x 14		24.50	13.50		850	5.7	
054862-013		25 x 15		24.50	14.50		910	6.4	
054862-004		25 x 16		24.50	15.50		970	6.7	
054862-017		25 x 18		24.50	17.50		1100	7.6	
054862-003		25 x 20		24.50	19.50		1215	8.3	
054862-014		25 x 25		24.50	24.50		1520	10.5	

PERFORMANCE DATA (continued)

4" Deep Filter (actual filter depth 3.75")

Part Number	Nominal Depth (inches)	Nominal Size (inches)	Actual Size (inches)			Initial Resistance (inches w.g.)	Airflow Capacity (cfm)	Total Media Area (sq. ft.)	Pleats per Linear Foot
			Depth	Height	Width				
059413-004	4	20 x 16	3.75	19.38	15.38	0.27	1100	15.7	11 pleats per linear foot
059413-003		20 x 20		19.38	19.38		1390	18.9	
059413-002		24 x 12		23.38	11.38		1000	13.9	
059413-009		24 x 18		23.38	17.38		1500	20.2	
059413-008		24 x 20		23.38	19.38		1670	22.7	
059413-001		24 x 24		23.38	23.38		2000	27.7	
059413-005		25 x 16		24.38	15.38		1390	19.7	
059413-006		25 x 20		24.38	19.38		1740	23.6	
059413-010		25 x 25		24.38	24.38		2170	30.0	
059413-007		25 x 29		24.38	28.38		2520	35.4	

Data Notes:

1.0" w.g. recommended final resistance for all depths. System design may dictate an alternative changeout point. Contact factory for guidance.

The 30/30 has been listed by Underwriters Laboratories as UL 900.

Maximum operating temperature 200° F (93° C).

2" and 4" deep filters rated at 250 feet per minute (fpm) medium and 500 fpm high. 1" deep filter's rated at 175 fpm medium and 350 fpm high.

For product specification in RTF format please go to www.camfil.com.



4" deep 30/30 is available with a header for side-access housing installation. Request Product Sheet 1003.

Specification

1.0 General

1.1 - Air filters shall be medium efficiency ASHRAE pleated panels consisting of cotton and synthetic media, welded wire media support grid, and beverage board enclosing frame.

1.2 - Sizes shall be noted on drawings or other supporting materials.

2.0 Construction

2.1 - Filter media shall be a cotton and synthetic blend, lofted to a uniform depth of 0.15", and formed into a uniform radial pleat.

2.2 - A welded wire grid, spot-welded on one-inch centers and treated for corrosion resistance shall be bonded to the downstream side of the media to maintain radial pleats and prevent media oscillation.

2.3 - An enclosing frame of no less than 28-point high wet-strength beverage board shall provide a rigid and durable enclosure. The frame shall be bonded to the media on all sides to prevent air bypass. Integral diagonal support members on the air entering and air exiting side shall be bonded to the apex of each pleat to maintain uniform pleat spacing in varying airflows.

3.0 Performance

3.1 - The filter shall have a Minimum Efficiency Reporting Value of MERV 8 when evaluated under the guidelines of ASHRAE Standard 52.2. It shall also have a MERV-A of 8 when tested per Appendix J of the same standard. The media shall maintain or increase in efficiency over the life of the filter.

3.2 - Initial resistance to airflow shall not exceed 0.23", 0.31" or 0.27" w.g. at an airflow of 350, 500 or 500 fpm on 1", 2" or 4" deep models respectively.

3.3 - The filter shall have an Energy Cost Index (ECI) value of five stars.

3.4 - Filter shall be listed UL 900 by Underwriters Laboratories.

3.5 - Manufacturer shall provide evidence of facility certification to ISO 9001:2008.

3.6 - Manufacturer shall guarantee the integrity of the filter pack to 2.0" w.g.

Supporting Data - Provide product test report including all details as prescribed in ASHRAE Standards 52.2, including Appendix J. Air filters shall be Camfil Farr 30/30 or equal.

© Copyright Camfil # 1002 - 0416

